



dementia caregiving in Connecticut

DATA FROM THE 2021 BEHAVIORAL RISK FACTOR SURVEILLANCE SYSTEM

More than 1 in 5 caregivers in Connecticut (22.8%) is providing care to an individual with Alzheimer's or other form of dementia.

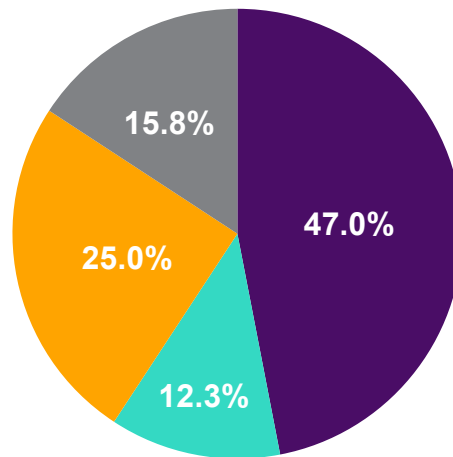
Who are dementia caregivers?

Female	72.1%
Male	27.9%
Urban	100.0%
Rural	0.0%
Also caring for a child	20.2%

Health Effects

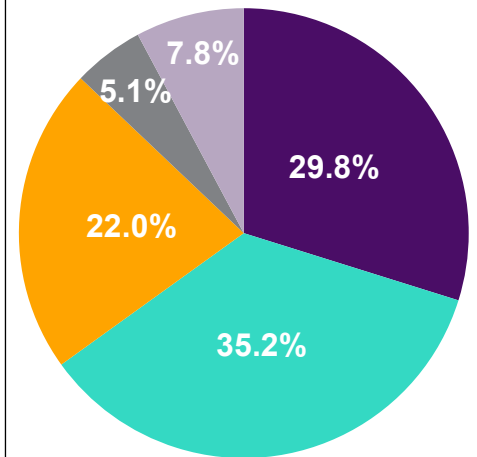
In frequent poor physical health	9.4%
In frequent poor mental health	13.4%
History of depression	27.9%

Relationship to Care Recipient



■ Child/Child-in-Law ■ Partner/Spouse
■ Other Relative ■ Non-Relative

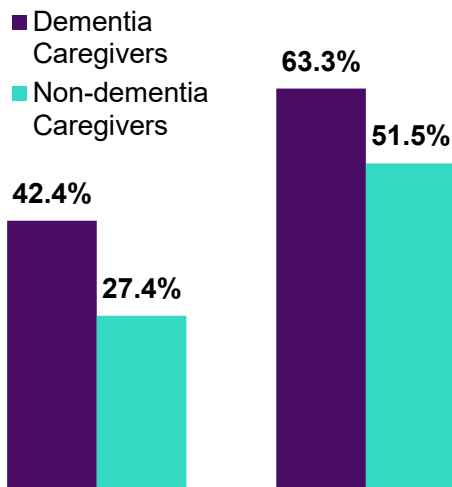
Age



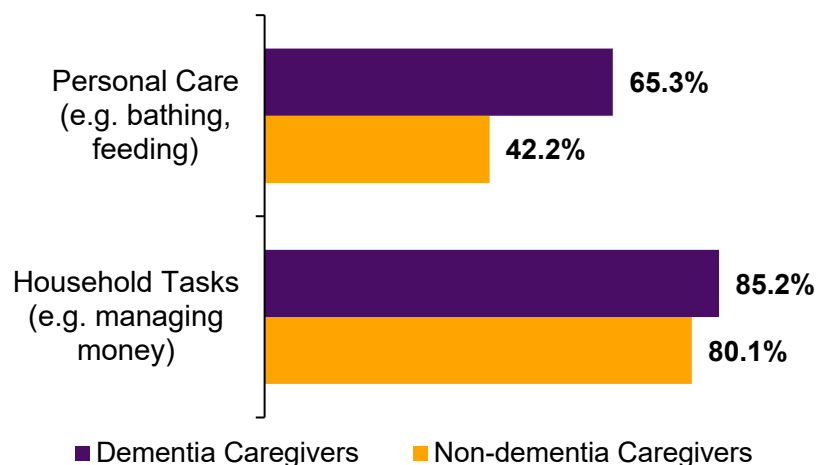
■ 65+ ■ 55-64 ■ 45-54
■ 35-44 ■ Under 35

What does dementia caregiving entail?

Length of Care



Type of Assistance Provided



This Fact Sheet is supported by the Centers for Disease Control and Prevention of the U.S. Department of Health and Human Services (HHS) as part of a financial assistance award totaling \$2,795,933 with 100 percent funded by CDC/HHS. The contents are those of the Alzheimer's Association and do not necessarily represent the official views of, nor an endorsement, by CDC/HHS, or the U.S. Government.