



dementia caregiving in Ohio

DATA FROM THE 2021 BEHAVIORAL RISK FACTOR SURVEILLANCE SYSTEM

Nearly 1 in 4 caregivers in Ohio (23.3%) is providing care to an individual with Alzheimer's or other form of dementia.

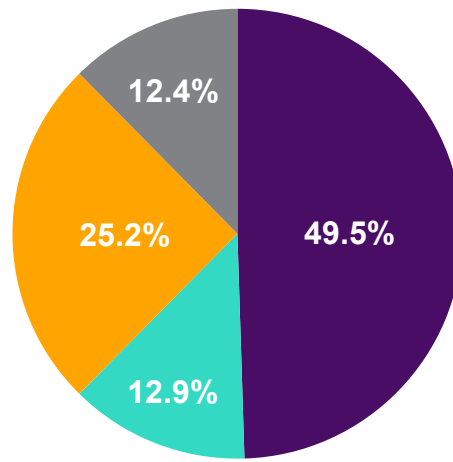
Who are dementia caregivers?

Female	63.1%
Male	36.9%
Urban	96.2%
Rural	3.8%
Also caring for a child	22.1%

Health Effects

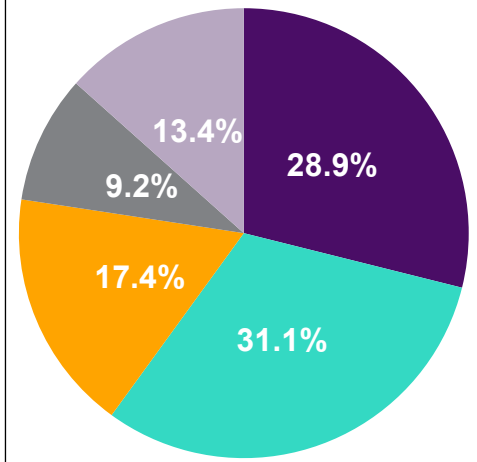
In frequent poor physical health	13.5%
In frequent poor mental health	23.9%
History of depression	26.7%

Relationship to Care Recipient



■ Child/Child-in-Law ■ Partner/Spouse
 ■ Other Relative ■ Non-Relative

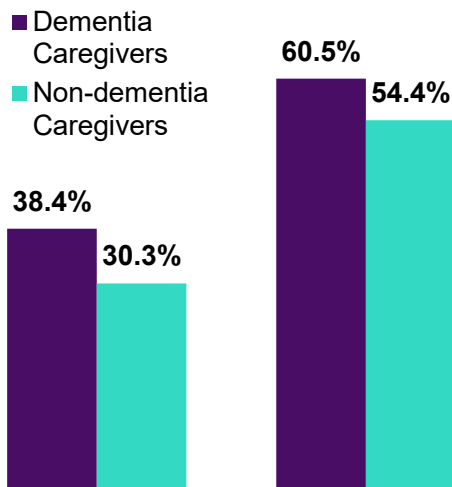
Age



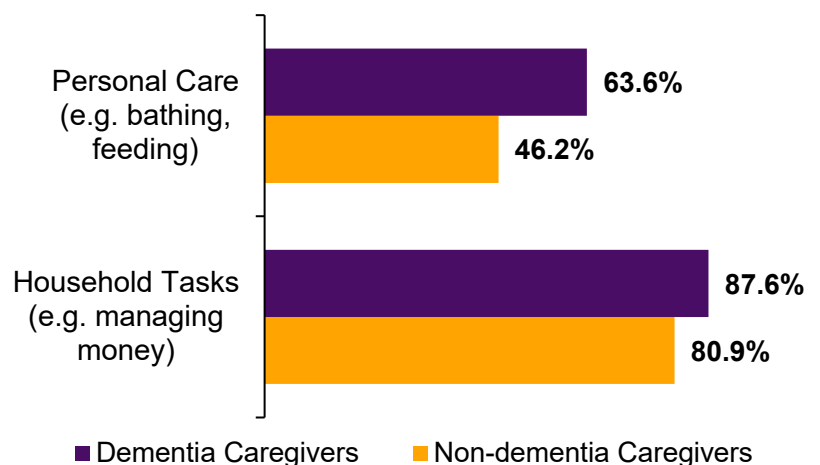
■ 65+ ■ 55-64 ■ 45-54
 ■ 35-44 ■ Under 35

What does dementia caregiving entail?

Length of Care



Type of Assistance Provided



This Fact Sheet is supported by the Centers for Disease Control and Prevention of the U.S. Department of Health and Human Services (HHS) as part of a financial assistance award totaling \$2,795,933 with 100 percent funded by CDC/HHS. The contents are those of the Alzheimer's Association and do not necessarily represent the official views of, nor an endorsement, by CDC/HHS, or the U.S. Government.