



# dementia caregiving in Ohio

DATA FROM THE 2022 BEHAVIORAL RISK FACTOR SURVEILLANCE SYSTEM

More than 1 in 5 caregivers in Ohio (21.4%) is providing care to an individual with Alzheimer's or other form of dementia.

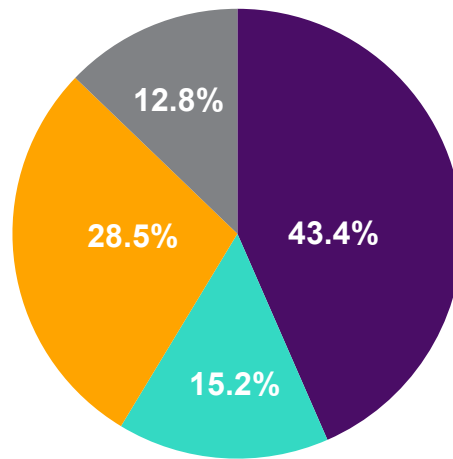
## Who are dementia caregivers?

Female	60.0%
Male	40.0%
Also caring for a child	28.4%

### Health Effects

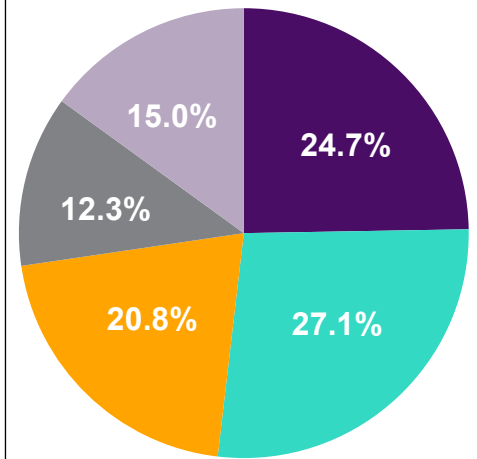
In frequent poor physical health	17.4%
In frequent poor mental health	19.3%
History of depression	27.8%
Feels socially isolated	N/A

### Relationship to Care Recipient



■ Child/Child-in-Law ■ Partner/Spouse  
■ Other Relative ■ Non-Relative

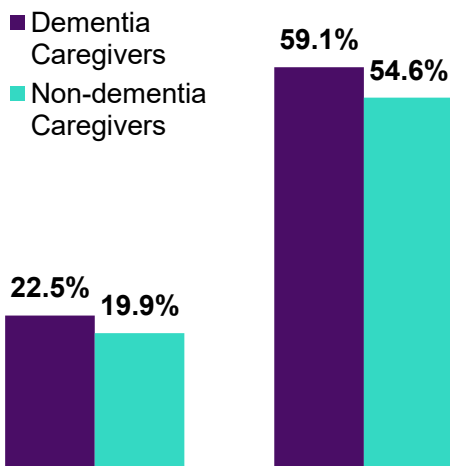
### Age



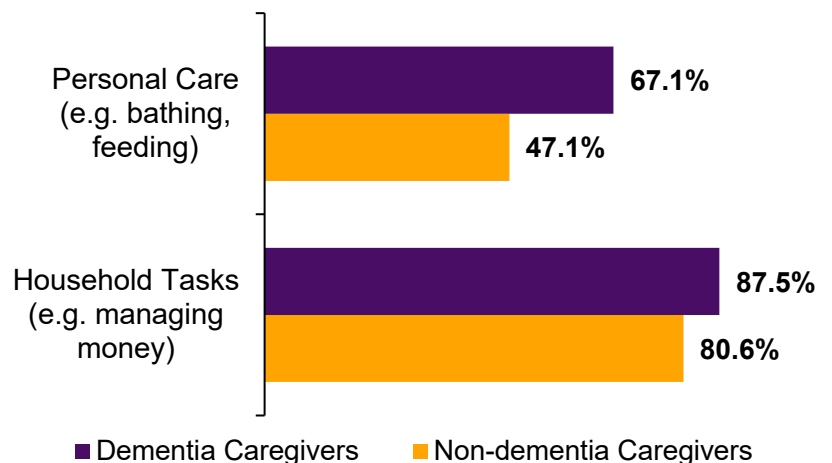
■ 65+ ■ 55-64 ■ 45-54  
■ 35-44 ■ Under 35

## What does dementia caregiving entail?

### Length of Care



### Type of Assistance Provided



This Fact Sheet is supported by the Centers for Disease Control and Prevention of the U.S. Department of Health and Human Services (HHS) as part of a financial assistance award totaling \$11,433,732 with 100 percent funded by CDC/HHS. The contents are those of the Alzheimer's Association and do not necessarily represent the official views of, nor an endorsement, by CDC/HHS, or the U.S. Government.